



















Machine	Explode	Code	Description
T316 Polar Countertop Ice Machine 20kg Output	1	AA220	Bottom Panel
T316 Polar Countertop Ice Machine 20kg Output	2	AA107	Ice Scoop
T316 Polar Countertop Ice Machine 20kg Output	3	AA222	Switch Panel
T316 Polar Countertop Ice Machine 20kg Output	4		Upper Panel
T316 Polar Countertop Ice Machine 20kg Output	5	AA224	PVC Cover
T316 Polar Countertop Ice Machine 20kg Output	6	AA102	Indicator Panel
T316 Polar Countertop Ice Machine 20kg Output	7	AA226	On-off Switch
T316 Polar Countertop Ice Machine 20kg Output	11	AA230	Upper Edge Panel
T316 Polar Countertop Ice Machine 20kg Output	12		Operation Panel Cover
T316 Polar Countertop Ice Machine 20kg Output	13		Right Panel
T316 Polar Countertop Ice Machine 20kg Output	14	AA233	Control Box
T316 Polar Countertop Ice Machine 20kg Output	16		Control Box Cover
T316 Polar Countertop Ice Machine 20kg Output	15	AA234	Control Board(R134a)
T316 Polar Countertop Ice Machine 20kg Output	15	AG871	Control Board(R600a)
T316 Polar Countertop Ice Machine 20kg Output	18	AA237	Water Shower
T316 Polar Countertop Ice Machine 20kg Output	20	AA239	Water Box
T316 Polar Countertop Ice Machine 20kg Output	21	AA240	Evaporator Fixer
T316 Polar Countertop Ice Machine 20kg Output	22	AA241	Rinsing Connector
T316 Polar Countertop Ice Machine 20kg Output	23		Top Panel
T316 Polar Countertop Ice Machine 20kg Output	24	AA129	Water Level Sensor
T316 Polar Countertop Ice Machine 20kg Output	25	AA244	Water Temperature Sensor
T316 Polar Countertop Ice Machine 20kg Output	30	AA249	Water Inlet head
T316 Polar Countertop Ice Machine 20kg Output	31	AA250	Water Filling Tube
T316 Polar Countertop Ice Machine 20kg Output	33	AA252	Alnico
T316 Polar Countertop Ice Machine 20kg Output	36	AE947	Motor Connecting Axis AA119 (short axis)
T316 Polar Countertop Ice Machine 20kg Output	70		Motor Guide
T316 Polar Countertop Ice Machine 20kg Output	71		Tray Motor(with long axel)
T316 Polar Countertop Ice Machine 20kg Output	37	AA256	Big Washer
T316 Polar Countertop Ice Machine 20kg Output	38	AA257	Butterfly Shape Washer
T316 Polar Countertop Ice Machine 20kg Output	40	AA115	Stopper
T316 Polar Countertop Ice Machine 20kg Output	41	AA260	Diffused Device
T316 Polar Countertop Ice Machine 20kg Output	42		Evaporator
T316 Polar Countertop Ice Machine 20kg Output	43		Cabinet Liner
T316 Polar Countertop Ice Machine 20kg Output	44	AA263	Magnet Valve
T316 Polar Countertop Ice Machine 20kg Output	46	AA265	Water Inlet Valve
T316 Polar Countertop Ice Machine 20kg Output	47	AA266	Water Valve Fixer
T316 Polar Countertop Ice Machine 20kg Output	48	AA267	Filter Drier
T316 Polar Countertop Ice Machine 20kg Output	49	AA268	Steel Grill
T316 Polar Countertop Ice Machine 20kg Output	50		Left Panel
T316 Polar Countertop Ice Machine 20kg Output	51		Grill
T316 Polar Countertop Ice Machine 20kg Output	52	AA271	Compressor(R134a)
T316 Polar Countertop Ice Machine 20kg Output	52	AG872	Compressor(R600a)
T316 Polar Countertop Ice Machine 20kg Output	53		Condenser
T316 Polar Countertop Ice Machine 20kg Output	54	AA273	Fan
T316 Polar Countertop Ice Machine 20kg Output	56		Compressor Fixing Board
T316 Polar Countertop Ice Machine 20kg Output	57	AA276	Feet
T316 Polar Countertop Ice Machine 20kg Output	61	AB096	Rubber Foot

T316 Polar Countertop Ice Machine 20kg Output	58	AA244	Ice Level Sensor
T316 Polar Countertop Ice Machine 20kg Output	59	AA278	Ice Level Sensor Fixer
T316 Polar Countertop Ice Machine 20kg Output	60	AA279	Ice Flopping Shelf
T316 Polar Countertop Ice Machine 20kg Output	62	AE695	WRAS Approved Hose
T316 Polar Countertop Ice Machine 20kg Output	63	AE941	Water Recycling Tube
T316 Polar Countertop Ice Machine 20kg Output	64	AA560	Pump(Model:TP-450)
T316 Polar Countertop Ice Machine 20kg Output	65	AE943	Pump Connector
T316 Polar Countertop Ice Machine 20kg Output	66	AE944	Water Shower Cover
T316 Polar Countertop Ice Machine 20kg Output	67	AE945	Hall Device
T316 Polar Countertop Ice Machine 20kg Output	68	AE946	Motor Fixing Panel
T316 Polar Countertop Ice Machine 20kg Output	69	AH060	Axis Cover
T316 Polar Countertop Ice Machine 20kg Output	72		Back Panel
T316 Polar Countertop Ice Machine 20kg Output	73		Power Cord
T316 Polar Countertop Ice Machine 20kg Output	74	AE948	Water Inlet Tube
T316 Polar Countertop Ice Machine 20kg Output	75	AE950	Waste Water Discharge Tube
T316 Polar Countertop Ice Machine 20kg Output	76		Water Discharge Tri-Connector
T316 Polar Countertop Ice Machine 20kg Output	77	AE950	Icing Water Discharge Tube
T316 Polar Countertop Ice Machine 20kg Output	78		Wiring Tube
T316 Polar Countertop Ice Machine 20kg Output	79		Drainage Cover
T316 Polar Countertop Ice Machine 20kg Output	80	AE699	Seal Washer For Drainage Connector
T316 Polar Countertop Ice Machine 20kg Output	81	AH061	Discharged Elbow Connector
T316 Polar Countertop Ice Machine 20kg Output	82		Metal Bracket
T316 Polar Countertop Ice Machine 20kg Output	83	AE951	Ambient Temp Sensor
T316 Polar Countertop Ice Machine 20kg Output	84		Mirco Switch
T316 Polar Countertop Ice Machine 20kg Output	85		Mirco Switch Board
T316 Polar Countertop Ice Machine 20kg Output	86		Plastic Upper Fixing Board